



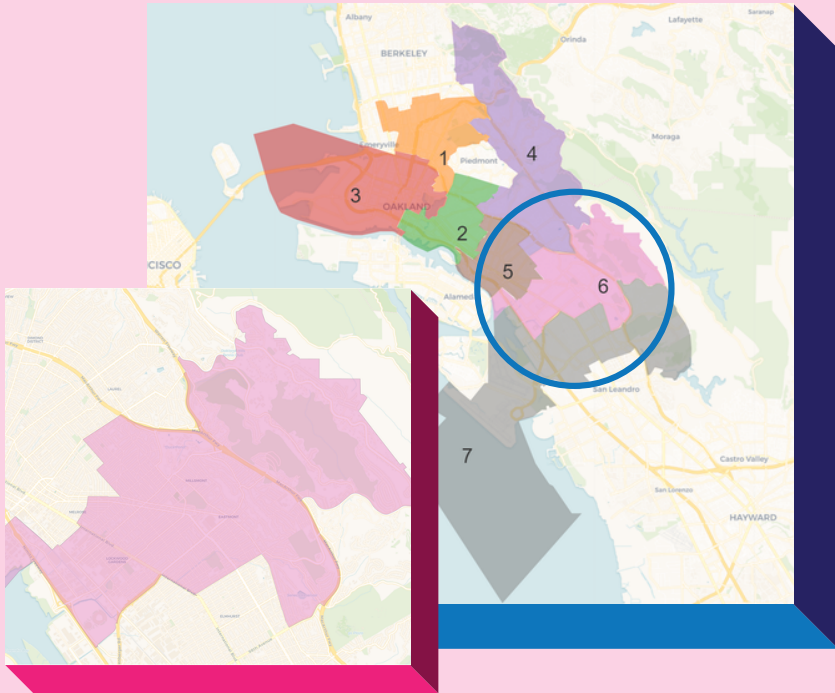
ECEcosystems Profile: District 6

The Early Childhood Ecosystem (ECEcosystem) includes the full range of programs, services, and community resources that supports the development and well-being of children. These Profiles present data specific to each City Council district within Oakland.



About 14% of kindergarteners in District 6 attend Lockwood Elementary. Photo courtesy of [Hasain Rasheed Photography](#)

DISTRICT 6



Council Member: [Kevin Jenkins](#)
School Board Director: [Valarie Bachelor](#)

Number of children aged 0-5: 3,449
Families with children under 18: 4,430
Total population: 38,065

2018

24%

Approximately 828 children age 0-5 years in District 6 live under 100% Federal Poverty Level (\$25,100 for a family of 4 in 2018; \$30,000 in 2023).

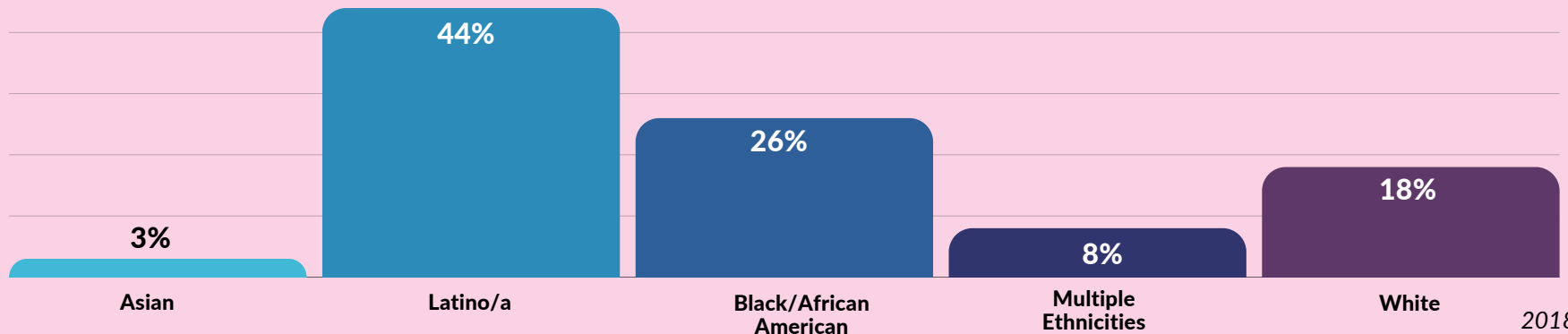
2018

66%

Approximately 2,276 children 0-5 years in District 6 live under 85% of the State Median Income for Alameda County (\$104,400 for a family of 4 in 2018; \$147,900 in 2023).

2018

RACE & ETHNICITY OF CHILDREN BIRTH - 5 YEARS



2018

193

Children are enrolled in Head Start or Early Head Start



2018

Unmet need for subsidized child care

Only 35% of District 6 children with working parents have a licensed child care and early education space available to them. The number of families income-eligible for child care subsidies is significantly higher than the number of subsidies received due to a lack of slots and funding.

65%



2018

852

Preschool age children are designated as English language learners



2018

420


Children between the ages of 0-4 years old are in families who receive CalWORKs



2019

350

Children age birth to five years old are served by California State Preschool Program (CSPP) and General Child Care and Development Program (CCTR)



2018

28

Children 0-5 in state-subsidized CCTR centers



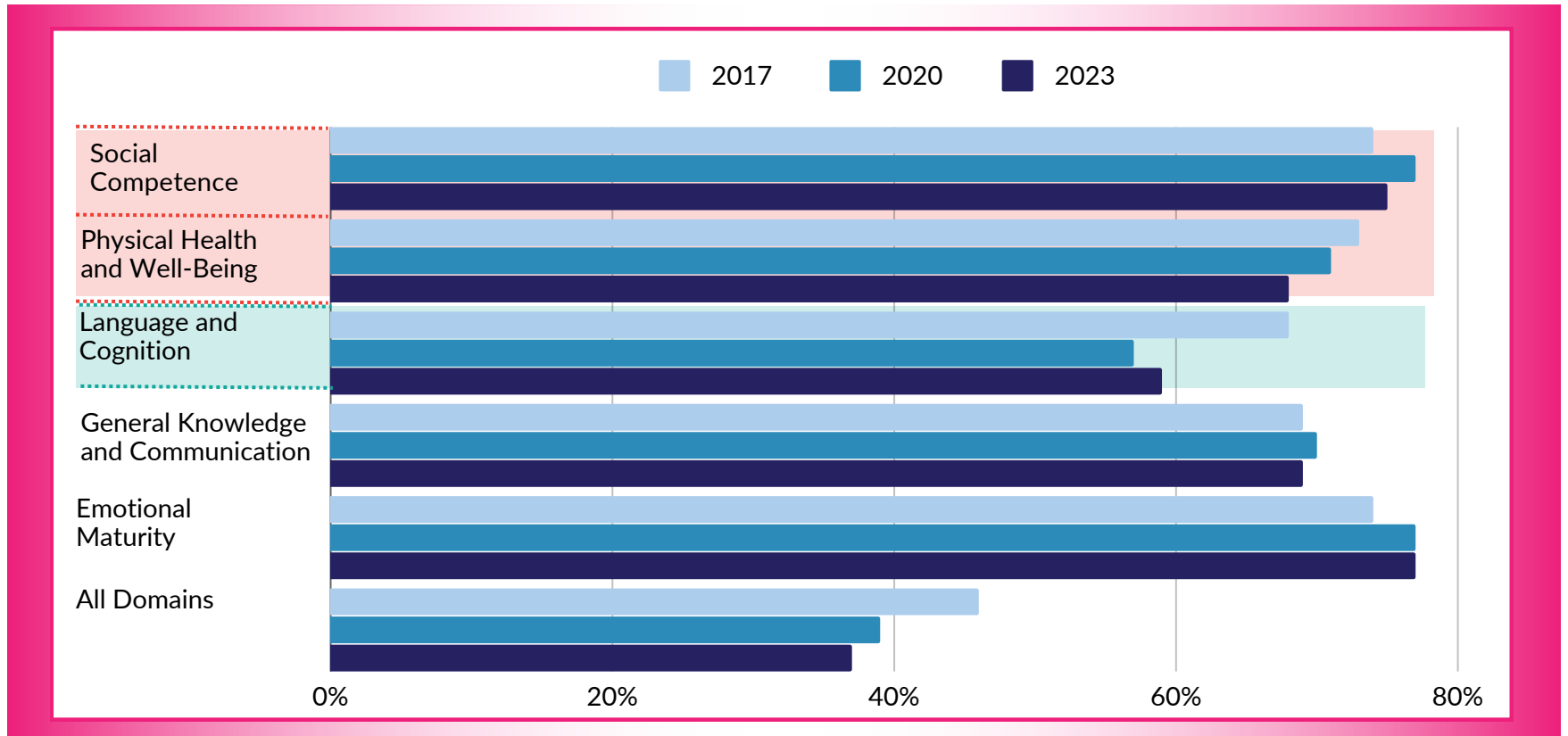
2018

EARLY DEVELOPMENT INSTRUMENT (EDI)

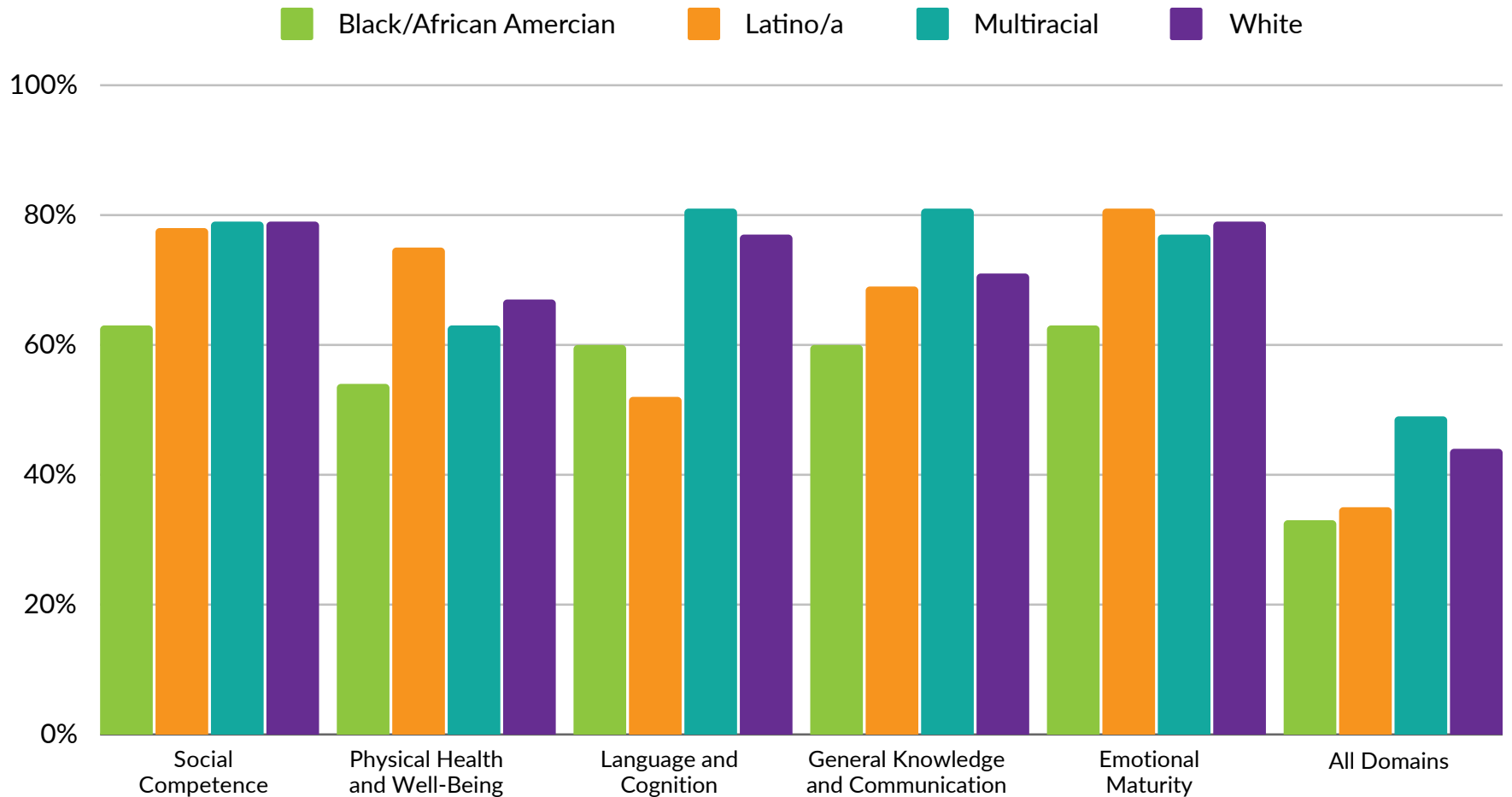
The [EDI](#) is a community snapshot of how systems are supporting OUSD Kindergarteners' health, development, and school readiness. The results inform place-based planning in children's home neighborhoods to hold systems accountable for the healthy development for all young children.

EDI DOMAINS IN DISTRICT 6

Between 2020 and 2023, children had the highest gain in **Language and Cognition (59%)** and held steady in **Emotional Maturity (77%)**. Rates declined in all other areas, including **Physical Health and Well-Being (68%)** and **Social Competence (75%)**. **Overall, less than half of all children in District 6 were fully supported on all domains in 2023 (37%), a decrease from 2020 (39%) 2017 (46%).**



2023 EDI DOMAINS BY RACE/ETHNICITY* IN DISTRICT 6



Percentages indicate how many students are fully supported by ECE systems. **The “All Domains” graph shows approximately half of kindergarteners in District 1 have at least one developmental area in which they need more support.**

Note, this chart shows groups with 20 or more students. To learn more about domain results across a range of demographic categories, visit the [EDI Domain Results by Student Group, City District, and Zone](#) dashboard.

CITY OF OAKLAND DISTRICT 6 ASSET MAP SNAPSHOT

Visit the [Oakland Early Childhood Ecosystem Asset Map](#) to learn more.

Resources include:



Oakland Family Resource Center Network (OFRCN) Sites



Parks and Playgrounds



Pediatric Specialists and Health Clinics



Women Infant Children (WIC) Nutritional Care Sites



Resource and Referral Agencies (R&Rs)



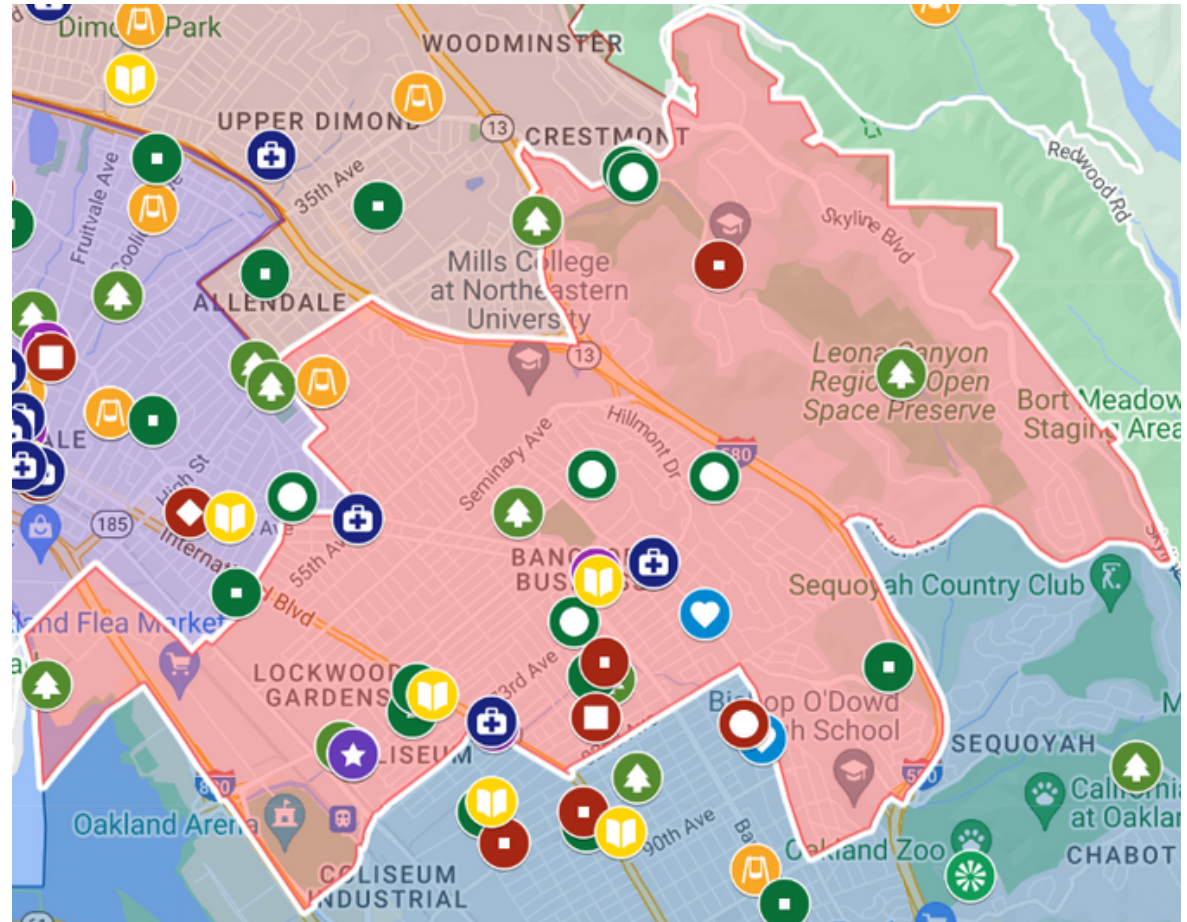
Oakland Public Library Locations



OUSD Child Development Centers and ECE Special Ed Sites



Head Start Centers: City of Oakland, Unity Council, YMCA of the East Bay, Kidango



CHILD CARE PROVIDERS IN DISTRICT 6

Find licensed child care sites at [My Child Care Plan](#), a tool that connects families, providers, and Resource & Referral agencies.*

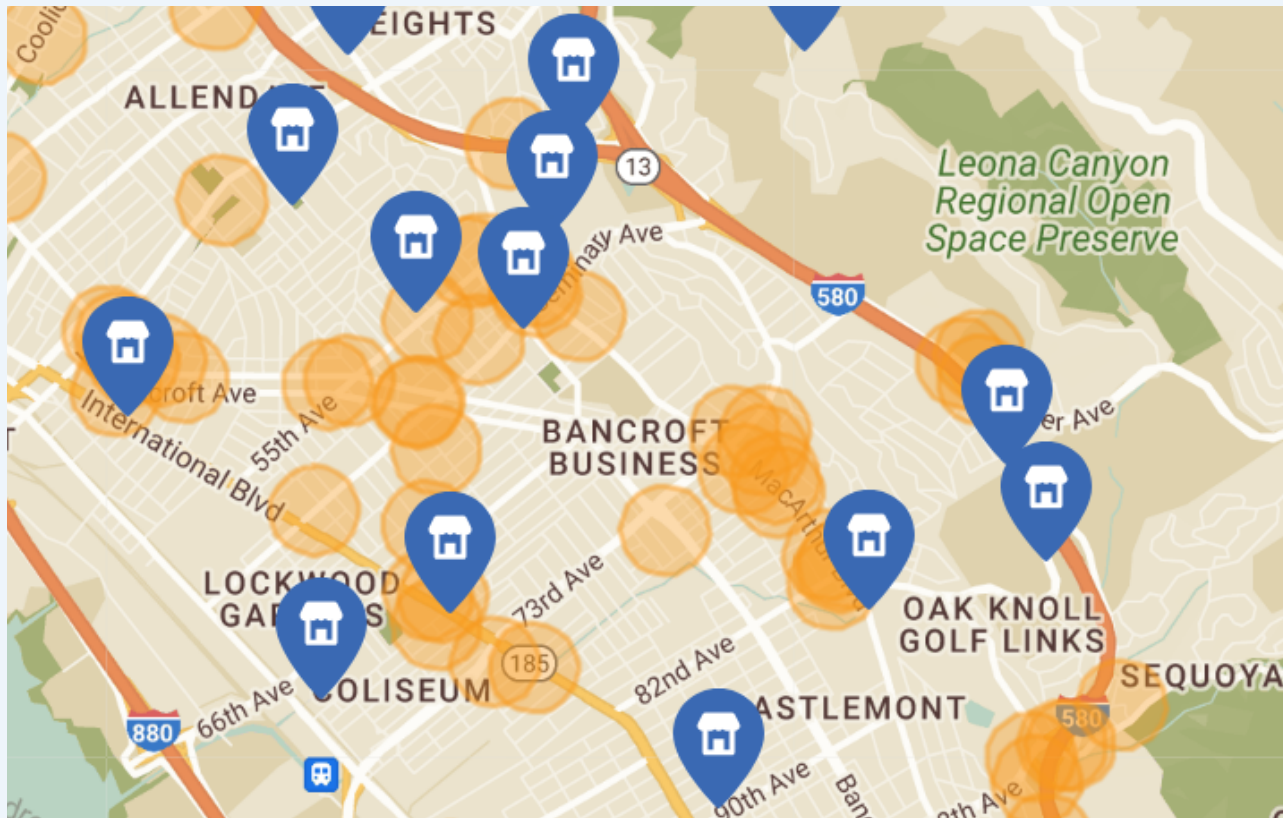
District 6 has approximately:



32 Family Child Care providers



11 Child Care Centers



*Please note, this map includes child care sites that have opted to participate in My Child Care Plan's directory; there may be sites in the area not listed in the directory.

SOURCES

Page 2: City of Oakland, [“Final District Map Plan,”](#) March 2022.

Pages 2-3: Alameda County Early Care and Education Planning Council/First 5 Alameda County, [2021 Alameda County Early Care and Education Needs Assessment,](#) September 2021.

- Section 3: Child and Family Demographics
 - Tables: 3.5; 3.6; 3.17; 3.21; 3.43; 3.45; and 3.46
- Section 5: Subsidies
 - Tables: 5.13 and 5.15
- Section 6: Unmet Need for Subsidized Care
 - Table: 6.6

Pages 4-5: Oakland Unified School District and Oakland Starting Smart and Strong, [Oakland Early Development Instrument 2023 Dashboard,](#) November 2023.

Page 6: Oakland Starting Smart and Strong, [Oakland ECEcosystem Asset Map,](#) November 2023.

Page 7: My Child Care Plan, [Provider Search - My Child Care Plan \(Oakland\),](#) accessed January 2024.

METHODOLOGY

- **Apportionment:** *To organize Zip Code data into Oakland Districts, we apportioned the data. Apportionment is used when the known total population of a specific geographic area (i.e. number of children ages 0-5 in a zip code) is applied to a different geographic area without a known total population (i.e. number of children ages 0-5 in each City of Oakland District). For example, District 6 has the landmasses of 36% of 94605 and 35% of 94621, among other zip codes, so we apportioned data based on the percentage of Zip Code landmass in each Oakland District.*
- **Race & Ethnicity:** *In order to protect confidentiality, OUSD does not report publicly on data when the total number of students in a demographic category is less than or equal to 10. Because of this reason, Middle Eastern / North African (MENA), Native American, American Indian, and Pacific Islander student data is not included in these profiles.*

ACKNOWLEDGEMENTS

Thank you to OSSS partners who helped inform this project: OSSS Intern Jeremy Simon; City of Oakland Head Start; First 5 Alameda County; Oakland Thrives; OUSD Research, Assessment, and Data Department; the OSSS Data Committee

What's your vision for young children, families and early childhood educators in District 6?

Share your vision with us! Email us at info@oaklandsmartandstrong.org



**Oakland Starting
Smart & Strong**

About Oakland Starting Smart and Strong

[Oakland Starting Smart and Strong \(OSSS\)](#) is a citywide collaborative that advances racial justice, develops and amplifies community driven solutions, and advocates for changes in policy and resources to create an early childhood ecosystem that effectively serves children 0-5, their families, caregivers, and educators. Our collective vision of success is that all children, families, and early educators flourish in Oakland.

Our work proves that restorative, healing, and racially just work can take place when systems center the priorities of the most impacted early educators and families.

Questions & Information

✉ info@oaklandsmartandstrong.org

🌐 www.oaklandsmartandstrong.org

